

AN ISO 9001 : 14001 CERTIFIED COMPANY

# TETRA<sup>®</sup>

LAMINATES

The Modern Trends That Set Luminance



LAMINATES  
**TETRA<sup>®</sup>**




# TETRA<sup>®</sup>

LAMINATES

Customer Care  
Toll Free No. : 18002701201  
Phone No. : 08199950343, 08222888544  
Email. : [Customercare@globepanel.in](mailto:Customercare@globepanel.in)





# About

USA



Tetra Laminates is one of the leading interior infrastructure solution providers of india. Driven by excellence, quality and value it believes innovating new avenues of home decor. since the inception of the group in the year 1992, it has been the group's continuous efforts to produce world class products with indian values. This dynamic group brings the charms of creative ideas with high end engineering with its innovative collection of laminates like matt, glossy, wood grains and world class textures. This unique collection not only creates wonders in your interior but also enriches your dream home with a new look that you admire forever.

# Simply Gorgeous



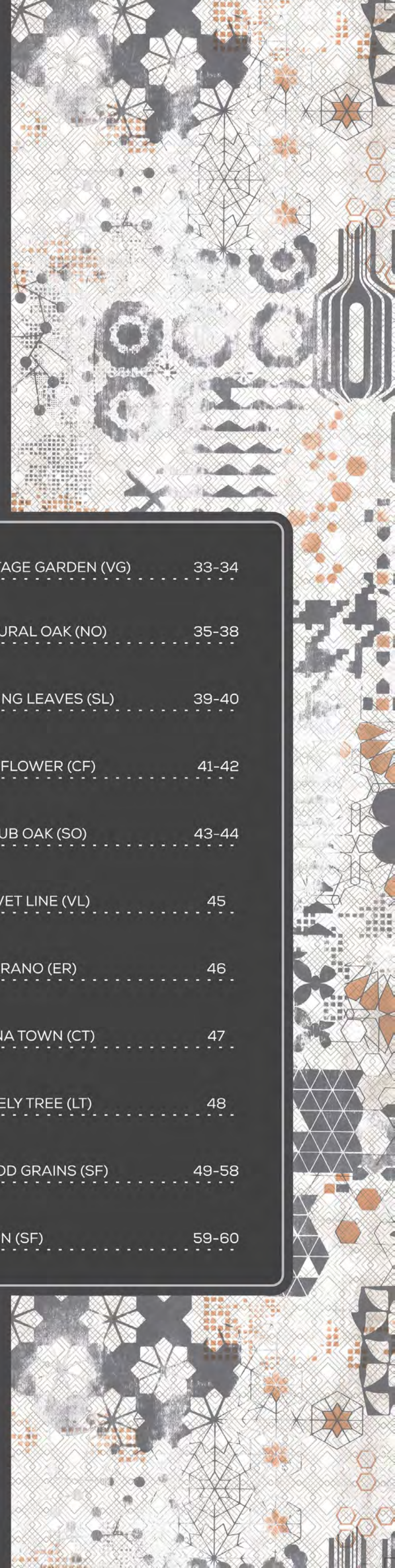
# TETRA<sup>®</sup> LAMINATES

## Surety of Beauty

01	SUPER GLOSS (SG)	01-14
02	SUPER GLOSS (SG)	15-16
03	SPARKLE SUPER GLOSS (SP SG)	17
04	PLAIN METALLIC (SG)	18
05	WOODEN TRACK (WT)	19-20
06	CUT WOOD (CW)	21-22
07	CRUSHED STONE (CS)	23-24
08	GEOMETRIA (GM)	25-26
09	DRIZZLE (DZ)	27-28
10	REVOLUTION (RO)	29-30
11	ZRAFITT CANE (ZC)	31-32



12	VINTAGE GARDEN (VG)	33-34
13	NATURAL OAK (NO)	35-38
14	SPRING LEAVES (SL)	39-40
15	CUT FLOWER (CF)	41-42
16	SCRUB OAK (SO)	43-44
17	VELVET LINE (VL)	45
18	ESPIRANO (ER)	46
19	CHINA TOWN (CT)	47
20	LOVELY TREE (LT)	48
21	WOOD GRAINS (SF)	49-58
22	PLAIN (SF)	59-60





SUPER GLOSS (SG)



7051 | SG



5147 | SG

GOLDEN METALLIC



BROWN CORK



# Artistic



Create a universe of splendid style With these withered effect laminates.



7052 | SG

WHITE CORK



7053 | SG

GREEN CORK



7054 | SG

ORANGE CORK

# TETRA

LAMINATES



## Fantastic

FORM OF ARTISTRY



SUPER GLOSS (SG)


Fabulous

TETRA  
LAMINATES




1286 | SG

IVORY MARBLE



1287 | SG

BROWN MARBLE



7055 | SG

COPPER MARBLE

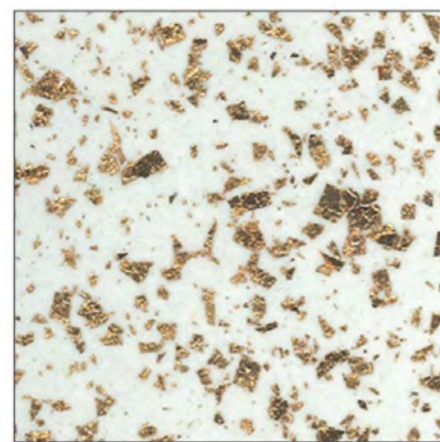
Simply  
Gorgeous

Create a universe of splendid style With these withered effect laminates.



# SUPER GLOSS (SG)

Create a universe of splendid style With these withered effect laminates.



516 | SP SG FROSTY WHITE



It's Richness




7056 | SG COFFEE METALLIC HZ



7057 | SG COFFEE METALLIC




7058 | SG REAL WALNUT



7059 | SG CLASSIC WOOD



7060 | SG NATURAL WOOD






**SUPER GLOSS (SG)**

Captivate

**TETRA**  
LAMINATES




7087 | SG

WOOD WALNUT



7086 | SG

BURNED WALNUT



7037 | SG

WILD TEAK




7047 | SG

ROLTED WOOD



Simply  
Gorgeous

Create a universe of splendid style With these withered effect laminates.





**SUPER  
GLOSS (SG)**





1280 | SG NATURAL WALNUT



1279 | SG PLANK WALNUT



*Admire*  
OF ELEGANCE



1278 | SG

QUICKER WALNUT



1281 | SG

ENGLISH WALNUT



1285 | SG

THAI WOOD



1284 | SG

WOOD WALNUT



Perfection 



**SUPER GLOSS (SG)**

*Fulfilled*  
CREATIONS

Create a universe of splendid style With these withered effect laminates.



1650 I SG

PARATO OAK



1651 I SG

NOMATO OAK



1643 I SG

WHITE WALNUT



1644 I SG


GREY WALNUT

Beautiful 



1641 I SG

WOOD WALNUT



1645 I SG

TROPICAL WALNUT








**SUPER GLOSS (SG)**




1649 | SG

RUSTIC GREEN




1647 | SG

RUSTIC WHITE



1648 | SG

RUSTIC BROWN



1701 | SG

WOOD WALNUT HZ




1656 | SG

SPRINKLE



1655 | SG

GOLDEN ORBIT



1263 | SG


BLACK FOREST



**TETRA**  
LAMINATES



*Organic*  
BEAUTY OF  
ARTISTRY



9094 | SG

METALLIC ASH


**SUPER GLOSS (SG)**



501 I SG WHITE




516 I SG FROSTY WHITE




503 I SG GREY



504 I SG SLATE GREY



517 I SG IVORY




525 I SG YELLOW



526 I SG ROYAL BLUE



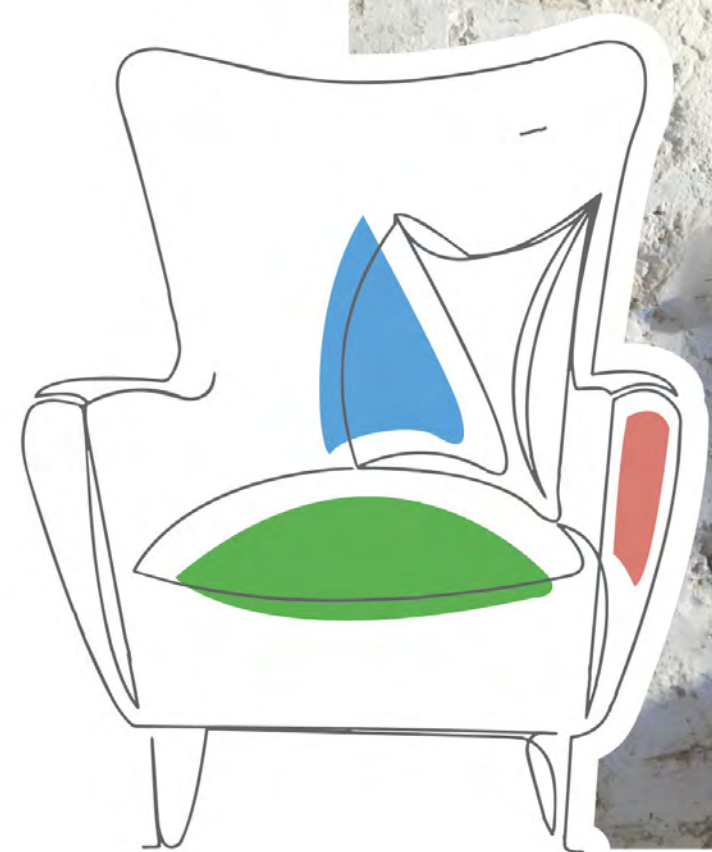
509 I SG COFFEE



560 I SG ROYAL GREEN



535 I SG PARROT GREEN



558 I SG ROYAL PINK




556 I SG RUSBURY



532 I SG MAROON



548 I SG RED



555 I SG BLACK CURRENT



511 I SG BLACK


*Colourful*  
LIFE EVERYWHERE



**Fascinating**

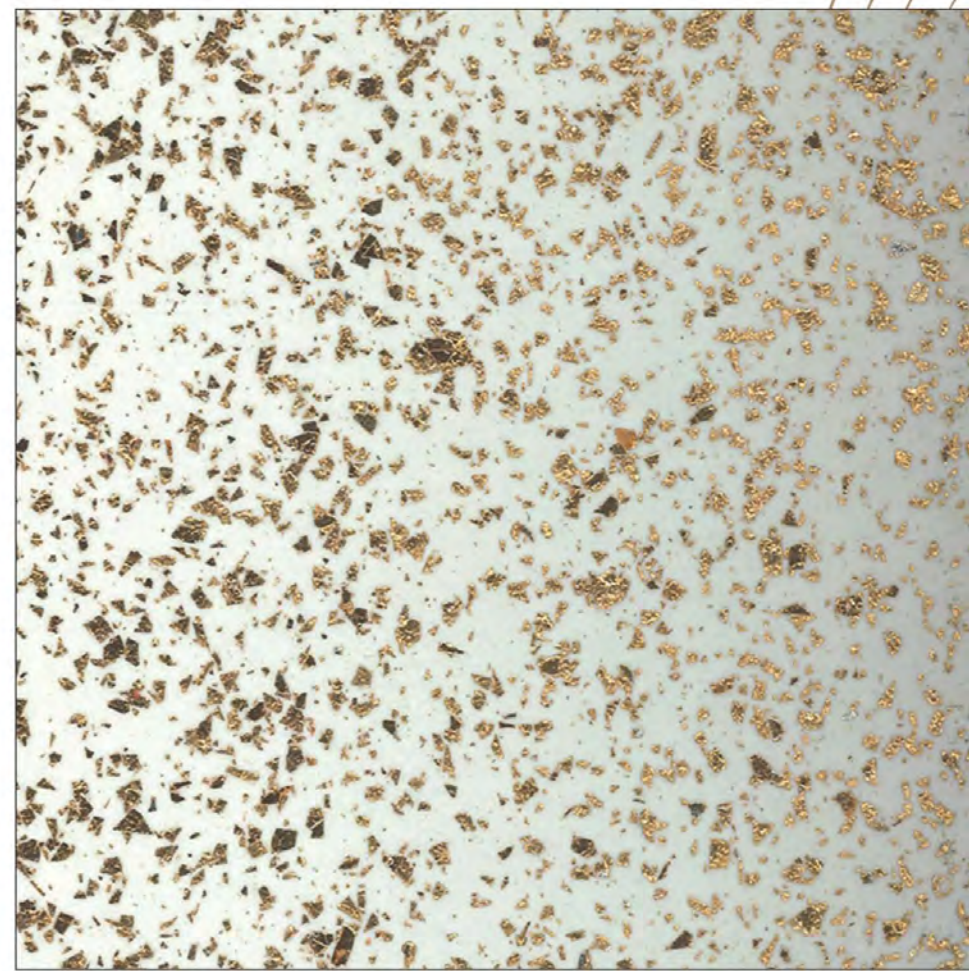
Create a universe of splendid style With these wretched effect laminates.

SPARKLE SUPER GLOSS (SP SG)




548 | SP SG

RED




516 | SP SG

FROSTY WHITE



504 | SP SG

SLATE GREY




555 | SP SG

BLACK CURRENT




PLAIN METALLIC (SG)

Create a universe of splendid style With these withered effect laminates.



1735 | SG

WHITE METALLIC




5147 | SG

GOLDEN METALLIC



1736 | SG

PURPLE METALLIC



1703 | SG

MAROON METALLIC



Designing A Home YOU LOVE



# WOODEN TRACK (WT)



# Gorgeous

# TETRA<sup>®</sup> LAMINATES



7060 | WT

516 | WT


FROSTY WHITE

NATURAL WOOD



7037 | WT

WILD TEAK



7058 | WT

REAL WALNUT



7047 | WT

ROLTED WOOD

*Escape*  
THE ORDINARY






# CUT WOOD (CW)

Create a universe of splendid style With these withered effect laminates.



7086 | CW



516 | CW


FROSTY WHITE



BURNED WALNUT



*Experience*  
THE BEAUTY



7059 | CW

CLASSIC WOOD



7060 | CW

NATURAL WOOD



# CRUSHED STONE (CS)

Innovation

Create a universe of splendid style With these withered effect laminates.



7094 | CS

LIGHT STONE



7051 | CS



7052 | CS

WHITE CORK




BROWN CORK



7095 | CS

GREY STONE

# GEOMETRIA (GM)



1291 | GM

BLACK WOOD WALNUT



7037 | GM

WILD TEAK



Create a universe of splendid style With these withered effect laminates.



516 | GM

FROSTY WHITE



548 | GM

RED



*Fantastic*  
FORM OF ARTISTRY



555 | GM

BLACK CURRENT





# DRIZZLE (DZ)



7041 | DZ



7040 | DZ

LIGHT EMERALD WOOD



DARK EMERALD WOOD




# Graceful

Create a universe of splendid style With these withered effect laminates.




9089 | DZ

AMERICAN WALNUT



516 | DZ

FROSTY WHITE



1900 | DZ


BLACK WALNUT







REVOLUTION (RO)



Urban  
WOODEN LAMINATES

TETRA  
LAMINATES



7087 | RO



1735 | RO

WHITE METALLIC




WOOD WALNUT




1281 | RO

ENGLISH WALNUT



516 | RO

FROSTY WHITE




1279 | RO

PLANK WALNUT





# ZRAFITT CANE (ZC)



1279 | ZC



516 | ZC

FROSTY WHITE



PLANK WALNUT



**TETRA**  
LAMINATES

548 | ZC

RED



1281 | ZC

ENGLISH WALNUT



7047 | ZC

ROLTED WOOD





VINTAGE  
GARDEN (VG)



Create a universe of splendid style With these withered effect laminates.



1900 I VG BLACK WALNUT

*Authentic*  
CONCEPT



516 I VG FROSTY WHITE




1652 I VG FUME WALNUT



1645 I VG TROPICAL WALNUT



7060 I VG NATURAL WOOD



Simply  
Gorgeous

Create a universe of splendid style With these withered effect laminates.



# NATURAL OAK (NO)



*Spectacular*  
REALM  
Create a universe of splendid style With these withered effect laminates.




1267 | NO

DARK TROPICAL WOOD



1645 | NO

TROPICAL WALNUT



1648 | NO

RUSTIC BROWN



7047 | NO

ROLTED WOOD





NATURAL OAK (NO)



1643 | NO

WHITE WALNUT



1652 | NO

FUME WALNUT



9020 | NO

BLACK WALNUT



1646 | NO

EXOTIC WALNUT



1644 | NO

GREY WALNUT




5140 | NO


SPA VENEER



# SPRING LEAVES (SL)



5059 | SL




516 | SL

FROSTY WHITE

SWANKY WOOD OAK



1703 | SL




MAROON METALLIC

*Beauty*  
THAT  
MULTIPLIES




Create a universe of splendid style With these withered effect laminates.



1267 | SL

DARK TROPICAL WOOD



511 | SL

BLACK





CUT FLOWER (CF)

Luxurious 



548 | CF

RED



558 | CF

ROYAL PINK



516 | CF

FROSTY WHITE



555 | CF

BLACK CURRENT



509 | CF

COFFEE



1900 | CF

BLACK WALNUT





# SCRUB OAK (SO)



7058 | SO



1280 | SO

NATURAL WALNUT


REAL WALNUT



9034 | SO



MOON WALNUT



516 | SO

FROSTY WHITE



1645 | SO

TROPICAL WALNUT



*Niche*  
DESIGN





VELVET LINE (VL)

ESPIRANO (ER)






1701 | VL

WOOD WALNUT HZ

5057 | ER

LEGNO WOOD DARK



9094 | VL

METALLIC ASH

516 | VL

FROSTY WHITE

516 | ER

FROSTY WHITE

9027 | ER

ALPINO WALNUT




# CHINA TOWN (CT)

Create a universe of splendid style With these withered effect laminates.



516 | CT

FROSTY WHITE




1703 | CT

MAROON METALLIC



1656 | CT

SPRINKLE



1900 | CT

BLACK WALNUT

*Majestic*  
FEEL OF GRACE




# LOVELY TREE (LT)



1736 | LT

PURPLE METALLIC



1735 | LT

WHITE METALLIC



5057 | LT

LEGNO WOOD DARK





# WOOD GRAINS (SF)

# Simply Gorgeous



Create a universe of splendid style. With these withered effect laminates.




# Phenomenal



7059 | SF

CLASSIC WOOD



7060 | SF

NATURAL WOOD





# WOOD GRAINS (SF)

Create a universe of splendid style With these withered effect laminates.




7058 | SF

REAL WALNUT



7046 | SF

BELMOUNT WOOD




7093 | SF

ROYAL OAK



7092 | SF

CLASSIC OAK



7047 | SF

ROLTED WOOD



7038 | SF

NATURAL SAWCUT



7037 | SF

WILD TEAK



WOOD GRAINS (SF)




1641 | SF

WOOD WALNUT



1645 | SF

TROPICAL WALNUT



1651 | SF

NAMATO OAK



1650 | SF

PARATO OAK



1644 | SF

GREY WALNUT




1643 | SF

WHITE WALNUT




# WOOD GRAINS (SF)



1279 | SF

PLANK WALNUT



1278 | SF

QUICKER WALNUT




1280 | SF

NATURAL WALNUT




1281 | SF

ENGLISH WALNUT




1263 | SF

BLACK FOREST




1701 | SF

WOOD WALNUT HZ



1260 | SF

WILD WALNUT



9092 | SF

COSTA WALNUT




5074 | SF

BLISS WALNUT



9090 | SF

CREAM WALNUT



3078 | SF

FLOWER WENGE




9020 | SF

BLACK WALNUT





# WOOD GRAINS (SF)



4060 I SF

WHITE WENGE




4059 I SF

WENGE




4035 I SF

HIGHLAND PINE




5035 I SF

DARK HIGHLAND PINE



2020 I SF

BURMA TEAK



2009 I SF

NAYNA TEAK



*Gather*  
GOOD VIBES




3084 I SF

BAVERIAN BEACH




2070 I SF

CUT BEACH




2035 I SF

CHERRY BEACH



2010 I SF

WILD CHERRY



5043 I SF

SAPELI



5066 I SF


EUROPEAN WALNUT



PLAIN (SF)




Simply  
Gorgeous




501 I MT

WHITE




501 I SF

WHITE




516 I MT

FROSTY WHITE




516 I SF

FROSTY WHITE




517 I MT

IVORY



517 I SF

IVORY




SILVER I MT ★ Available in 1mm




GOLDEN I MT ★ Available in 1mm



COPPER I MT ★ Available in 1mm




BRONZE I MT ★ Available in 1mm



503 I SF

GREY



504 I SF

SLATE GREY



521 I SF

SKY BLUE




526 I SF

ROYAL BLUE




546 I SF

LAVENDER



544 I SF

PURPLE




528 I SF

ORANGE



548 I SF

RED




555 I SF

BLACK CURRENT




509 I SF

COFFEE



520 I SF

BLUE



535 I SF

PARROT GREEN




524 I SF

BOTTLE GREEN




525 I SF

YELLOW




556 I SF

RUSBURY




532 I SF

MAROON



536 I SF

ARMY GREEN



511 I SF

BLACK



# TECHNICAL SPECIFICATION

# INDEX

PROPERTIES	SPECIFIED VALUES AS PER IS:2046-1995, TYPE S, HGS	TETRA CONFORMS	SPECIFIED VALUES AS PER IS:2046-1995, TYPE S, HGS	TETRA CONFORMS
Resistance to surface wear	350 (Revolutions)	✓	350 (Revolutions)	✓
Resistance to immersion in boiling water - Mass increase (%) - Thickness increase (%) - Appearance	10.0 (Maximum) 11.8 (Maximum) Not worse than 4	✓	7.5 (Maximum) 8.5 (Maximum) Not worse than 4	✓
Resistance to dry heat 180° c	Not worse than 4	✓	Not worse than 4	✓
Dimensional stability at deviated temperature - Longitudinal (%) - Transverse (%)	0.55 (Maximum) 1.025 (Maximum)	✓	0.44 (Maximum) 0.86 (Maximum)	✓
Dimensional stability at 20°C - Longitudinal (%) - Transverse (%)	0.375 (Maximum) 0.60 (Maximum)	✓	0.31 (Maximum) 0.49 (Maximum)	✓
Resistance to impact by small diameter ball	20 N (Minimum)	✓	20 N (Minimum)	✓
Resistance to cracking	Not worse than 4	✓	Not worse than 4	✓
Resistance to scratching	2 N (Minimum)	✓	2 N (Minimum)	✓
Resistance to staining	Not worse than 5	✓	Not worse than 5	✓
Resistance to colour change (wood standards) - In xenon arc light - In enclosed carbon arc light	Not worse than 6 Not worse than 5	✓	Not worse than 6 Not worse than 5	✓
Resistance to cigarette burns	Not worse than 3	✓	Not worse than 3	✓
Resistance to steam	Not worse than 4	✓	Not worse than 4	✓
Appearance	Should be free from foreign particles	✓	Should be free from foreign particles	✓

### FEATURES

A complete dimensionally stable product with the unique resistance power against

- Surface Wear
- Any kind of Stain
- Immersion in Boiling Water
- Scratching
- Cigarette Burns

### PRODUCT SPECIFICATIONS

Product: Decorative Laminate Sheets

Size: 2440 x 1220 mm

Thickness: 0.8 mm (± 0.05 mm)

Finish: Matt, Gloss, SF and World Class Textures

**Maintenance:** Clean with mild soap solutions or household detergent, abrasive cleaners should not be used. It is recommended for vertical use only. Avoid direct sunlight.

**Resistance:** To surface wear, immersion in boiling water, dry heat, impact by small dia. ball, cigarette burns, staining, scratches, color change in xenon light.

- Guaranteed Thickness.
- High Quality Back Sanding.
- The samples shown in the Shade Chart are only indicative of the colors, patterns, and shades available.
- Company warrants that all its products are free from manufacturing defects and perfectly fit for use under normal conditions. In case of any claims, the liability of the company is however limited to the cost of the product only.

**Disclaimer:** Customers are advised to reconfirm selected laminate when placing orders as our liability does not include claims arising from sample chip pasting error. Samples presented are indicative of color, pattern and surface finish but not of actual thicknesses. All metallic patterns series recommended for vertical application only. Limited Warranty: TETRA warrants that its products are reasonably free from manufacturing defects. The products when properly used, will comply, with normal deviation, related manufacturing specifications. This warranty shall be limited only to the original buyer for a period of care. It is recommended that the products must be inspected prior to installation and our liability will be limited to the extent of the cost of the products only. TETRA products are used for various applications without the possibility of control over the manufacturing of the finished products. The Company does not assume obligations or liabilities arising from the furnishing, sale, installation or repair, use or subsequent sale of any product, to any person or entity.

SR.NO.	D.NO.	FINISH	P.NO.	SR.NO.	D.NO.	FINISH	P.NO.	SR.NO.	D.NO.	FINISH	P.NO.	SR.NO.	D.NO.	FINISH	P.NO.
1	501	SG	15	53	548	GM	26	105	1648	SG	13	157	7040	DZ	27
2	501	MT	59	54	548	ZC	32	106	1648	NO	35	158	7041	DZ	27
3	501	SF	59	55	548	CF	41	107	1649	SG	13	159	7046	SF	51
4	503	SG	15	56	548	SF	60	108	1650	SG	11	160	7047	SG	7
5	503	SF	60	57	555	SG	16	109	1650	SF	53	161	7047	WT	20
6	504	SG	15	58	555	SP SG	17	110	1651	SG	11	162	7047	ZC	32
7	504	SP SG	17	59	555	GM	26	111	1651	SF	53	163	7047	NO	36
8	504	SF	60	60	555	CF	41	112	1652	VG	34	164	7047	SF	52
9	509	SG	15	61	555	SF	60	113	1652	NO	37	165	7051	SG	1
10	509	CF	42	62	556	SG	16	114	1655	SG	14	166	7051	CS	23
11	509	SF	60	63	556	SF	60	115	1656	SG	14	167	7052	SG	2
12	511	SG	16	64	558	SG	16	116	1656	CT	47	168	7052	CS	23
13	511	SL	40	65	558	CF	41	117	1701	SG	13	169	7053	SG	2
14	511	SF	60	66	560	SG	15	118	1701	VL	45	170	7054	SG	2
15	516	SP SG	5	67	1260	SF	56	119	1701	SF	55	171	7055	SG	4
16	516	SG	15	68	1263	SG	14	120	1703	SG	18	172	7056	SG	5
17	516	SP SG	17	69	1263	SF	55	121	1703	SL	40	173	7057	SG	5
18	516	WT	19	70	1267	NO	35	122	1703	CT	47	174	7058	SG	6
19	516	CW	21	71	1267	SL	40	123	1735	SG	18	175	7058	WT	20
20	516	GM	26	72	1278	SG	10	124	1735	RO	29	176	7058	SO	43
21	516	DZ	28	73	1278	SF	55	125	1735	LT	48	177	7058	SF	51
22	516	RO	30	74	1279	SG	9	126	1736	SG	18	178	7059	SG	6
23	516	ZC	31	75	1279	RO	30	127	1736	LT	48	179	7059	CW	22
24	516	VG	33	76	1279	ZC	31	128	1900	DZ	28	180	7059	SF	50
25	516	SL	39	77	1279	SF	55	129	1900	VG	33	181	7060	SG	6
26	516	CF	42	78	1280	SG	9	130	1900	CF	42	182	7060	WT	19
27	516	SO	44	79	1280	SO	43	131	1900	CT	47	183	7060	CW	22
28	516	VL	45	80	1280	SF	55	132	2009	SF	57	184	7060	VG	33
29	516	ER	46	81	1281	SG	9	133	2010	SF	58	185	7060	SF	50
30	516	CT	47	82	1281	RO	30	134	2020	SF	57	186	7086	SG	7
31	516	MT	59	83	1281	ZC	32	135	2035	SF	58	187	7086	CW	21
32	516	SF	59	84	1281	SF	55	136	2070	SF	58	188	7087	SG	7
33	517	SG	15	85	1284	SG	10	137	3078	SF	56	189	7087	RO	29
34	517	MT	59	86	1285	SG	10	138	3084	SF	58	190	7092	SF	51
35	517	SF	59	87	1286	SG	4	139	4035	SF	57	191	7093	SF	51
36	520	SF	59	88	1287	SG	4	140	4059	SF	57	192	7094	CS	24
37	521	SF	59	89	1291	GM	25	141	4060	SF	57	193	7095	CS	24
38	524	SF	59	90	1641	SG	12	142	5035	SF	57	194	9020	NO	38
39	525	SG	15	91	1641	SF	53	143	5043	SF	58	195	9020	SF	56
40	525	SF	59	92	1643	SG	11	144	5057	ER	46	196	9027	ER	46
41	526	SG	15	93	1643	NO	37	145	5057	LT	48	197	9034	SO	44
42	526	SF	59	94	1643	SF	54	146	5059	SL	39	198	9089	DZ	28
43	528	SF	60	95	1644	SG	11	147	5066	SF	58	199	9090	SF	56
44	532	SG	16	96	1644	NO	37	148	5074	SF	56	200	9092	SF	56
45	532	SF	60	97	1644	SF	54	149	5140	NO	38	201	9094	SG	14
46	535	SG	15	98	1645	SG	12	150	5147	SG	1	202	9094	VL	45
47	535	SF	59	99	1645	VG	34	151	5147	SG	18	203	BRONZE	MT	60
48	536	SF	60	100	1645	NO	35	152	7037	SG	7	204	COPPER	MT	60
49	544	SF	59	101	1645	SO	44	153	7037	WT	20	205	GOLDEN	MT	60
50	546	SF	59	102	1645	SF	53	154	7037	GM	25	206	SILVER	MT	60
51	548	SG	16	103	1646	NO	38	155	7037	SF	52				
52	548	SP SG	17	104	1647	SG	13	156	7038	SF	52				